

Student learning pathway D: Blues and jazz








Your goal

To develop an understanding of Blues and jazz scales, melodies and forms so that you can create an original composition in these styles.

Core work

Follow the core learning pathway through the chart below, exploring the concepts together with their related activities. Save any work you create as a file and write its filename in the space provided.

Test your knowledge with a quiz as you complete each topic and record your score on this sheet.

	Core learning pathway	Relevant information and tasks	Quiz score	✓
Scales 	<ul style="list-style-type: none"> Blues scale ② ③ Jazz scales ④ – ⑦ 	Blues scales and jazz scales are the materials for developing Blues/jazz melodies and improvisations. Experiment with these using the Tracker or a musical instrument. Filename:		<input type="checkbox"/>
Pitch shapes 	<ul style="list-style-type: none"> Introduction ⑪ Composing with pitch shapes ⑱ ⑲ 	An initial motif (motive) or “riff” can be the building block from which your composition develops. Create some catchy riffs using the Tracker and save them for later use. Filename:		<input type="checkbox"/>
Rhythm 	<ul style="list-style-type: none"> Melodic rhythm ⑳ – ㉑ Swing ⑳ 	Blues and jazz make use of swing in their rhythms. Using the Tracker, quantize a part so that it has a swing rhythm and notice the difference it makes. Try different types of swing. Filename:		<input type="checkbox"/>
Melody 	<ul style="list-style-type: none"> Introduction ㉓ Sentence construction ㉔ – ㉖ 	Melodic expression is important in Blues/jazz melodies. From your initial motif, you can develop longer phrases and sentences that exploit the possibilities of your motifs. Experiment with the Tracker’s tools to develop material you created earlier into melodic sentences. Filename:		<input type="checkbox"/>
Timbre & texture 	<ul style="list-style-type: none"> Texture ㉗ Changing textures 	Different moods can be created by your choice of a musical texture or through changing textures. The Tracker’s Arrange window can help you experiment with building different textures around a melodic line. Filename:		<input type="checkbox"/>
Form 	<ul style="list-style-type: none"> Blues form ② ③ Jazz form 	Blues and jazz forms will give you a structure for compositions and improvisations. The Tracker’s Arrange window can help you explore these forms. Filename:		<input type="checkbox"/>
① =  Tracker activity			Total:	